




Support pour bloc d'alimentation électrique 395 x 203 x 105 mm




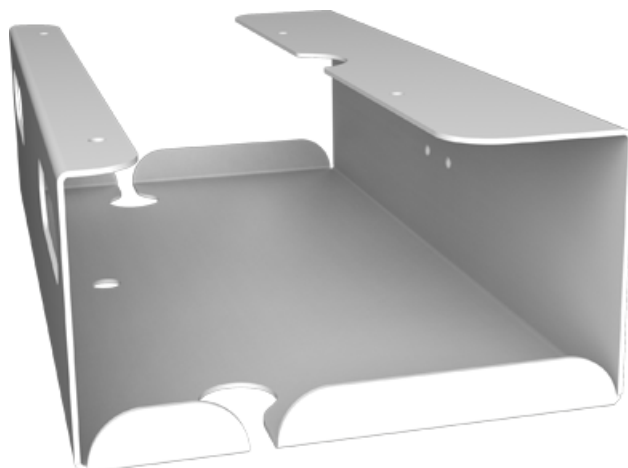
Espace pour le stockage des câbles



Facile à nettoyer



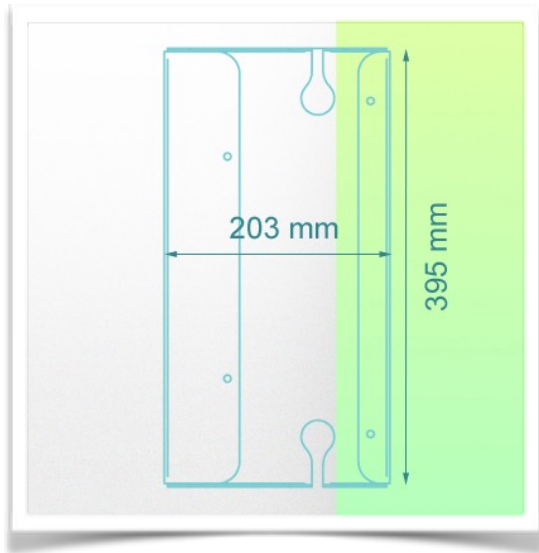


Installation sur toute la gamme de chariots médicaux WorkiMed





Support pour bloc d'alimentation électrique 395 x 203 x 105 mm



**Données mécaniques**

Dimension interne 395 x 203 x 105 mm

**Construction**

Matériau : Acier doux

**Couleur**

RAL 9016 Blanc / Aluminium

